



District 6 Code Analysis - 12/01/2021

Data extracted for Code complaint cases opened between October 1, 2019 -September 30st, 2020

All Complaint Cases

Reported Complaint Type	Total	Commercial	Neighborhood	Multifamily
Land Use	798	174	582	42
Property Abatement	564	42	488	34
Structure Condition	366	15	240	111
Work Without Permit	54	5	48	1
SWS Chp 15	3	-	3	-
Total	1,785	236	1,361	188
Total Percent of Citywide Complaints	4.8%	3.3%	6.1%	2.4%

Repeat Offender, Short Term Rental, and Rooming and Boarding Home Complaint Cases

*Filtering complaint cases by complaints occurring at Repeat Offender Properties (ROP), Short Term Rentals (STR), or Rooming and Boarding Homes (RBH). Austin Code categorizes them as Operating Licenses types.

Case Code	Total	Commercial	Neighborhood	Multifamily
Repeat Offender Properties	168	-	66	102
Short Term Rentals	76	21	54	1
Rooming and Boarding Homes	35	-	34	1
Total	279	21	154	104
Total Percent of Citywide Complaints	0.7%	0.3%	0.7%	1.3%

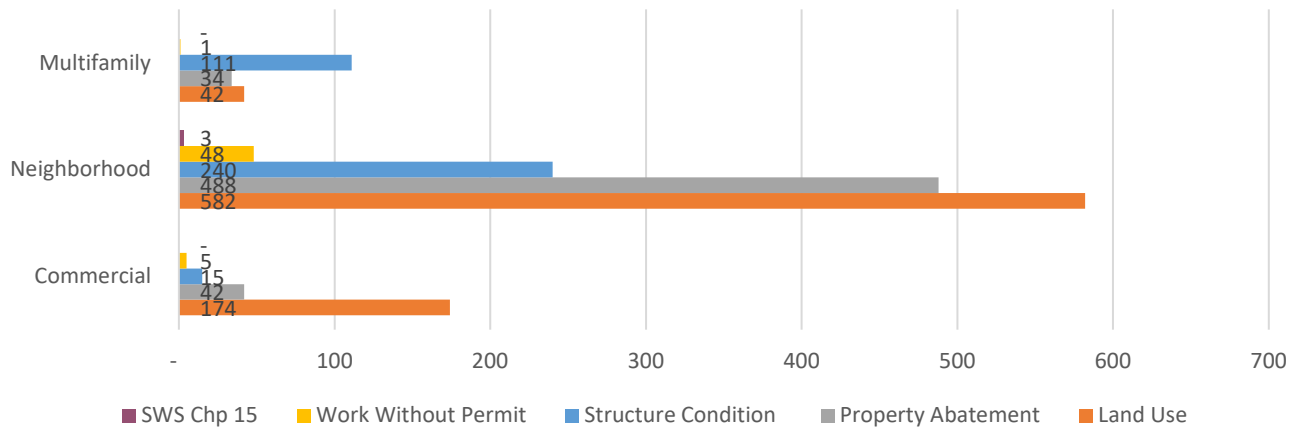
Reported Complaint Type	Total	ROP	STR	RBH
Land Use	798	11	76	4
Property Abatement	564	5	-	-
Structure Condition	366	151	-	29
Work Without Permit	54	-	-	2
SWS Chp 15	3	1	-	-
Total	1,785	168	76	35
Total Percent of Citywide Complaints	4.8%	6.5%	2.7%	23.3%

Council District Matrix - All Complaint Cases

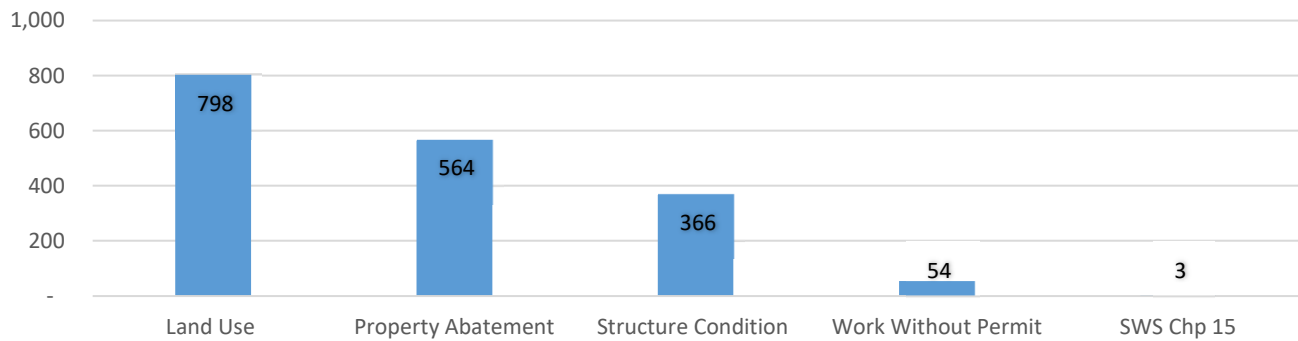
This matrix shows your Council District's percentage of total complaint cases in comparison with others.

Council District	% Total	% Commercial	% Neighborhood	% Multifamily
District 1	14.2%	9.7%	15.9%	13.6%
District 2	9.1%	9.1%	10.8%	4.4%
District 3	14.3%	21.6%	11.9%	14.4%
District 4	12.2%	10.7%	10.2%	19.0%
District 5	9.5%	7.0%	11.1%	7.5%
District 6	4.8%	3.3%	6.1%	2.4%
District 7	9.3%	12.1%	8.8%	7.9%
District 8	3.8%	3.0%	5.1%	1.0%
District 9	16.3%	19.8%	11.7%	26.2%
District 10	6.4%	3.6%	8.3%	3.6%

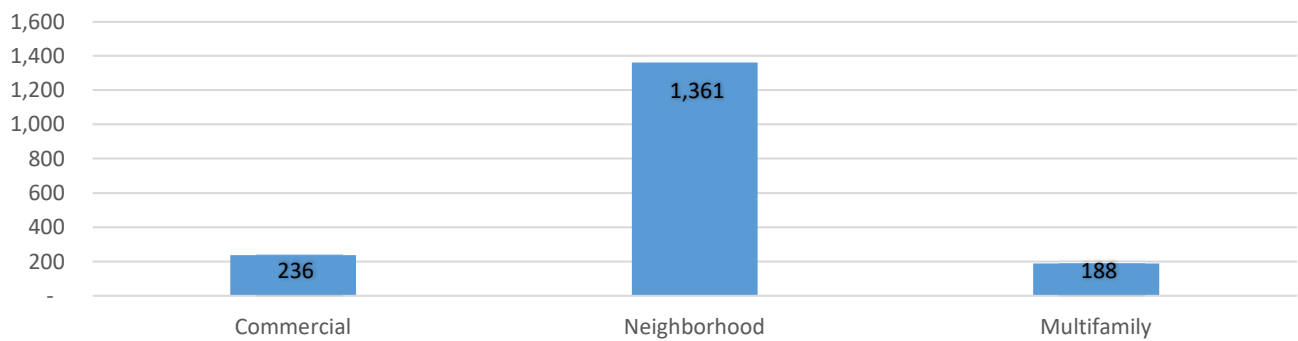
Complaint Case Types by Zoning Designation



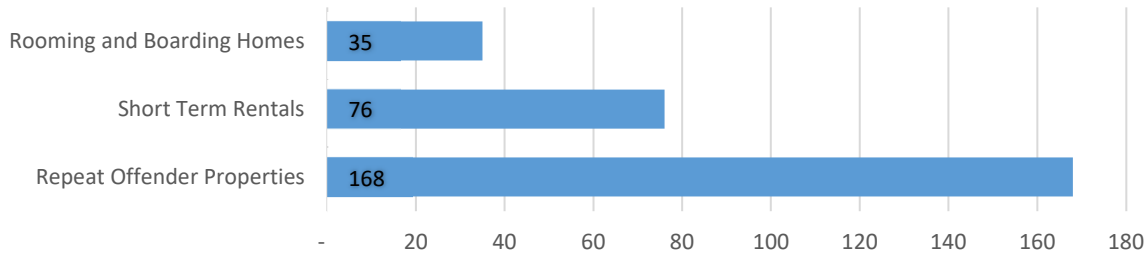
Complaint Cases by Complaint Type



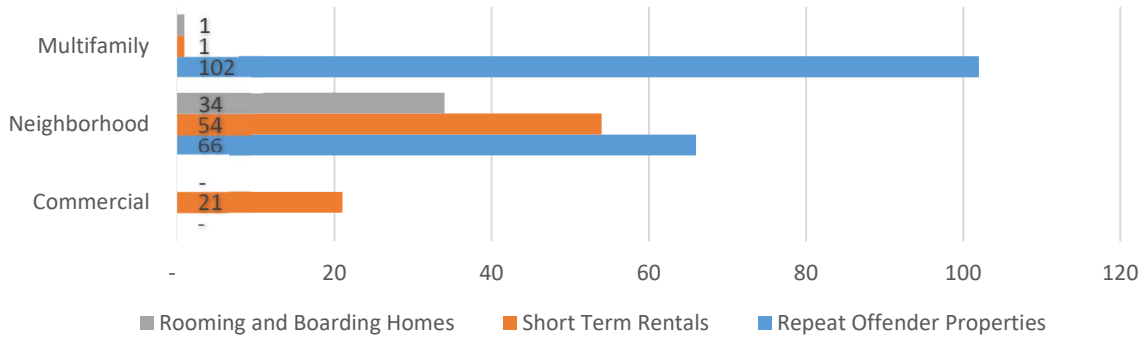
Complaint Cases by Zoning Designation



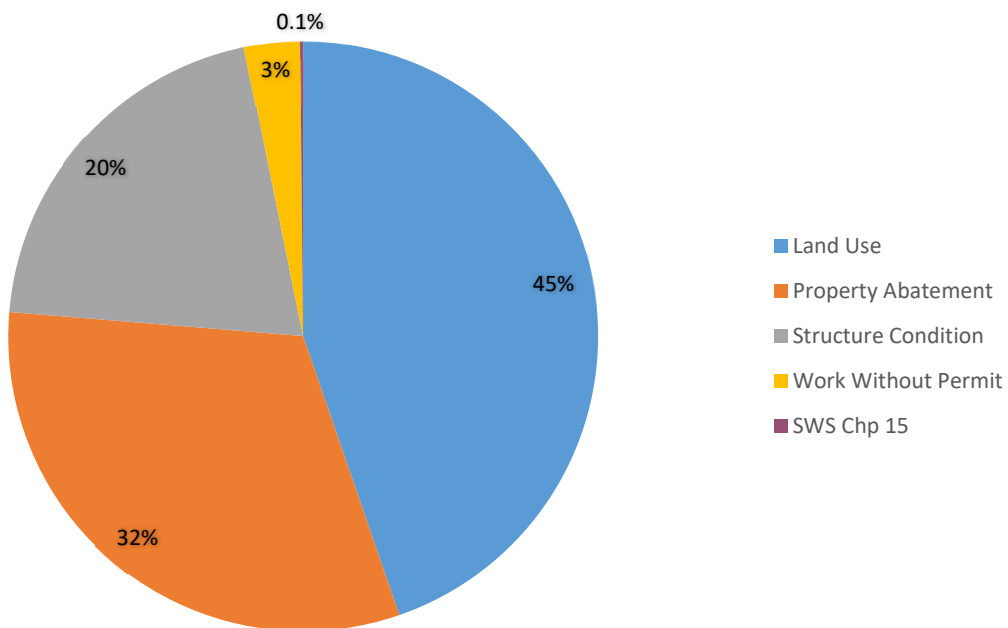
Complaint Cases by Operating License Types



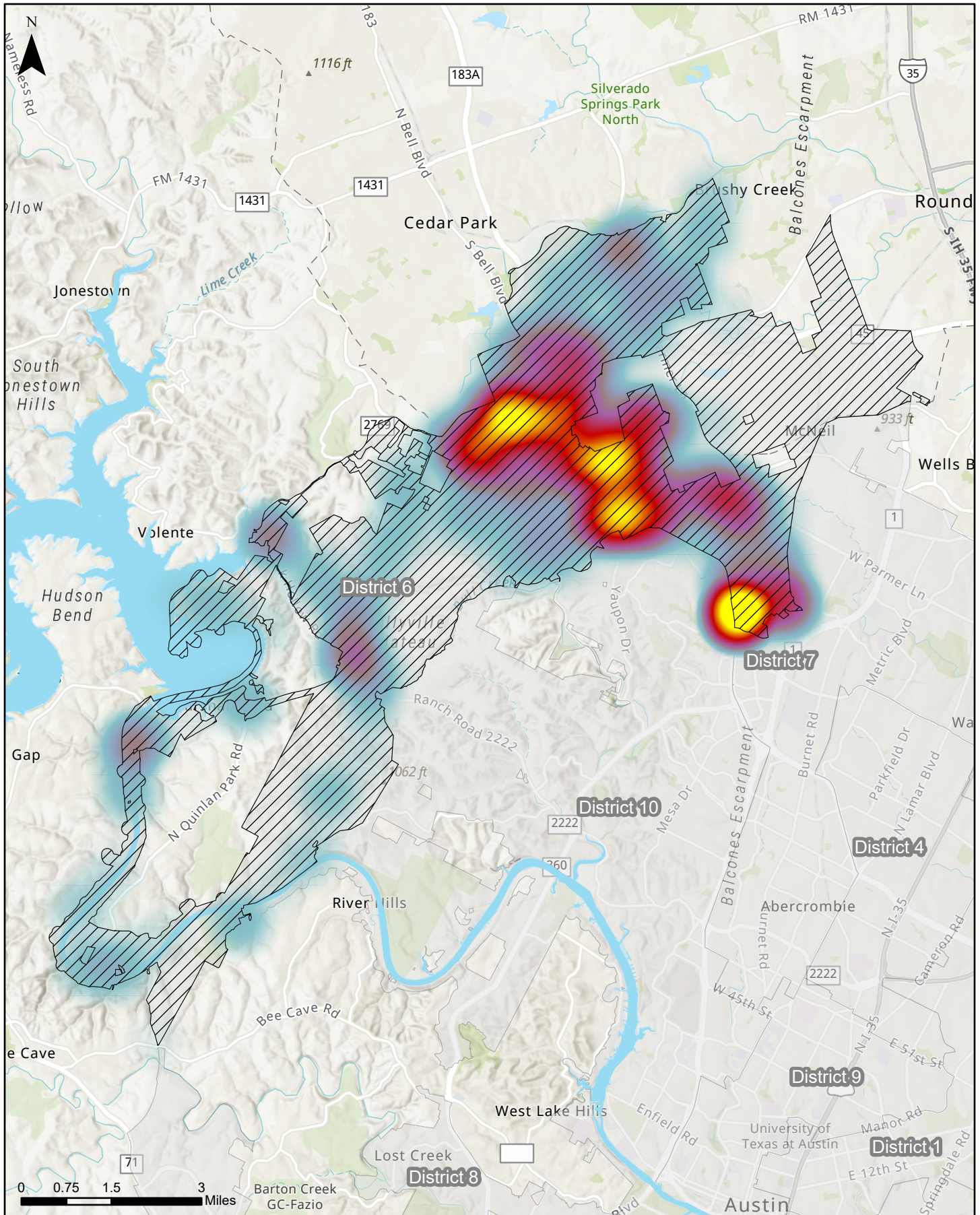
Operating License Complaint Cases by Zoning Designation



Operating License Complaint Case Types

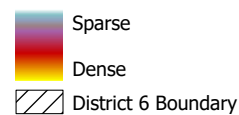


Council District 6



This map examines the density of code cases opened in District 6 between October 1, 2019 and September 30, 2020. The total number of cases opened was 1,785.

Sources: AMANDA Case Management Database; GIS DM 2021



AUSTINCODE
DEPARTMENT

Map generated on:
11/16/2021